


Check out these **NEW** additions to our great filter family!



The ES-Series

Developed around the idea of providing the “best in class” refugium, mud filter, berlin system, sock filter and everything in between, the ES series allows customers the flexibility to design and build a perfect system from the ground up. It allowed Aquarium Life Support Systems to design each individual component to be the best, the most advanced and the highest quality possible. This prevents customers or us from having to cut corners to try and “build in” every feature into fixed form. This always limits system choices and sacrifices quality. Start with the ES sump and let your needs determine what you want. The ES has a solution for every need and meets all the biological and mechanical issues of any reef, fish or combination system. Visit our website and pick a sump, pick a method, and add features now or later as needed.


- Pick a Filter or Sump
- Choose a Bio tower or Sock Filter
- Add a Protein Skimmer
- Add a Siphon Box
- Add a Refugium or Mud Filter
- Pick a pump
- Add the lighting you need for the tank and/or Refugium

ES-Series Sump Models

- 32 5/8" x 15 1/2" x 14 5/8"
- 47 5/8" x 15 1/2" x 14 5/8"
- 60" x 15 1/2" x 14 5/8"


Special Order Options

- 60" x 15 1/2" x 14 5/8" with custom refugium built in
- 47 5/8" x 15 1/2" x 14 5/8" with custom refugium built in




ES-Series Sump

Carbon chamber in forward position. The filter comes standard with a built in spray bar reactor with a mechanical pre-filter and room for chemical media (pump is included for reactor). It has a sponge secondary filter, and a removable (reversible) carbon chamber/sponge partition. This unique partition can be reversed for sponge use if chemical media is not required. It can be placed before or after the center sponge wall. Ample room for skimmers or multiple reactors before or after the sponge. Safety overflows are built in along with a unique drain that puts skimmer or refugium water onto the sponge to prevent fine bubble problems. Sock filters, biotowers, and options available for most models. Drop them in any time. The ultimate sump to build the ultimate system.



Dual Sock with Chemical Tray & Bonded Padding with 44V Magnum

This is the best designed sock filter - water is filtered with less expensive padding prior to socks. There is ample room for chemical media. The skimmer is constructed of opaque material to prevent algae from growing in it from the refugium light. The 44V and all our skimmers are available with intake venturi and needle wheel pumps.




ES- Series with an Array of Options


A dual sock filter with padding pre-filter, phosphate removal, Chemical Reactor, Ozone/Oxygen reactor, refugium/ mud filter and 44V magnum skimmer ensures you have the best of everything.

Over 21 years of knowledge, science and innovation have lead us to new development and feature sets that change as your systems needs change.


More Aquarium Life Support Systems Filters and Options



P-1000 with 22V Skimmer
Best in class performance from one of our best sellers.



P-1000 with 22V Skimmer and Refugium
Nitrate and phosphate reduction along with quality skimmer makes this system perform well for systems with lots of fish.



P-1000 with Sock Filter Option
Take a best in class and add an additional sponge, 22V skimmer, along with sock filter instead of bio media and you have a sock filter system that is hard to beat for 100 gallons and below.

EIM Siphon Box



EIM Siphon Box - AL2250
Dual screens and lock bolt for added safety along with a trademarked muffler and lid for quieter operation make this a great value.
Flow tested 400-525 gph tested with a Mag 7 pump.



EIM Siphon Box with AquaLifter Self-Starting Feature

This makes starting the siphon easy and prevents bubbles from building up in the tube.



Siphon Tubes



Directional Return
AL3025